

**D-SERIES DRM**  
**DRM570548LT**

**Weidmüller Interface GmbH & Co. KG**  
 Klingenbergstraße 16  
 D-32758 Detmold  
 Germany  
 Fon: +49 5231 1429-0  
 Fax: +49 5231 14292083  
 www.weidmueller.com



Relay from the D-SERIES DRM.

- 2 or 4 CO contacts
- Compact design
- Wide range of coil voltages
- Optional test button (AC red, DC blue)
- Optional with integrated status display (AC red, DC green)  
and/or free-wheel diode

**General ordering data**

Type	DRM570548LT
Order No.	<a href="#">7760056102</a>
Version	D-SERIES DRM, Relay, No. of contacts: 4, CO contact with test button, AgNi 0,15 µm Au, Rated control voltage: 48 V AC, Continuous current: 5 A, Plug-in connection
GTIN (EAN)	4032248855629
Qty.	20 pc(s).

**D-SERIES DRM  
DRM570548LT**

**Weidmüller Interface GmbH & Co. KG**  
 Klingenbergstraße 16  
 D-32758 Detmold  
 Germany  
 Fon: +49 5231 1429-0  
 Fax: +49 5231 14292083  
 www.weidmueller.com

**Technical data**
**Dimensions and weights**

Width	21 mm	Width (inches)	0.827 inch
Height	27.4 mm	Height (inches)	1.079 inch
Depth	35.7 mm	Depth (inches)	1.406 inch
Net weight	37.1 g		

**Temperatures**

Humidity	35...85 % rel. humidity, no condensation	Operating temperature	-40 °C...55 °C
Storage temperature	-40 °C...70 °C		

**Input**

Rated control voltage	48 V AC	Rated current AC	33.3 mA (50 Hz), 27.8 mA (60 Hz)
Power rating	1.0...1.2VA (60HZ)	Pull-in/drop-out voltage, typ.	38.4 V / 14.4 V AC
Coil resistance	615 Ω ± 10 %	Status indicator	red LED

**Output**

Rated switching voltage	250 V AC	Max. switching voltage, AC	250 V
Continuous current	5 A	Inrush current	10 A / 50 ms
AC switching capacity (resistive), max.	1250 VA	DC switching capacity (resistive), max.	120 W @ 24 V
Switch-on delay	< 20 ms	Switch-off delay	< 20 ms
Min. switching power	10 mA @ 12 V, 100 mA @ 5 V	Max. switching frequency at rated load	0.1 Hz

**Contact data**

Contact type	4 CO contact with test button (AgNi 0,15 µm Au)	Contact resistance	≤ 50 mΩ
Mechanical service life	20 x 10 <sup>6</sup> switching cycles		

**General data**

Test button	yes (lockable)	Mechanical switch position indicator	Yes
UL 94 flammability rating	V-0		

**Insulation coordination**

Rated voltage	250 V	Surge voltage category	III
Pollution severity	2	Protection degree	IP20
Dielectric strength input – output	1.8 kV <sub>eff</sub> / 1 min.	Creepage and clearance distance input – output	≥ 5.5 mm
Dielectric strength of neighbouring contacts	1 kV <sub>eff</sub> / 1 min	Dielectric strength of open contact	1 kV <sub>eff</sub> / 1 min
Impulse withstand voltage	6 kV (1.2/50 µs)		

**Further details of approvals / standards**

Standards	IEC 61810-1, EN 60664-1:2007, EN 61000-6-2:2005, EN 61000-6-4:2007 + A1:2011, UL 508	Certificate No. (cURus)	E312083
-----------	--	-------------------------	---------

**Data sheet**

**D-SERIES DRM  
DRM570548LT**

**Weidmüller Interface GmbH & Co. KG**  
 Klingenbergstraße 16  
 D-32758 Detmold  
 Germany  
 Fon: +49 5231 1429-0  
 Fax: +49 5231 14292083  
 www.weidmueller.com

**Technical data**

**Connection data**

Wire connection method                      Plug-in connection

**Classifications**

ETIM 3.0	EC001437	ETIM 5.0	EC001437
ETIM 6.0	EC001437	eClass 6.2	27-37-16-01
eClass 7.1	27-37-16-01	eClass 8.1	27-37-16-01
eClass 9.0	27-37-16-01	eClass 9.1	27-37-16-01

**Approvals**

Approvals



ROHS    Conform

**Downloads**

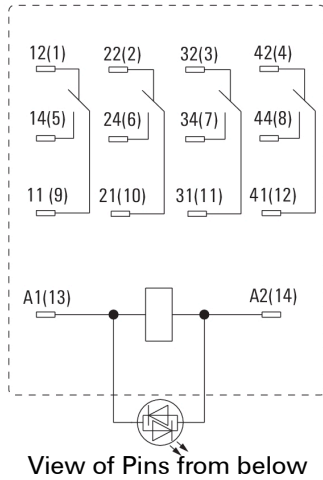
Approval/Certificate/Document of Conformity	<a href="#">DE_PA_5600_160310_001.pdf</a>
Brochure/Catalogue	<a href="#">CAT 4.2 ELECTR 15/16 EN</a>
Engineering Data	<a href="#">EPLAN, WSCAD</a>

**D-SERIES DRM**  
**DRM570548LT**

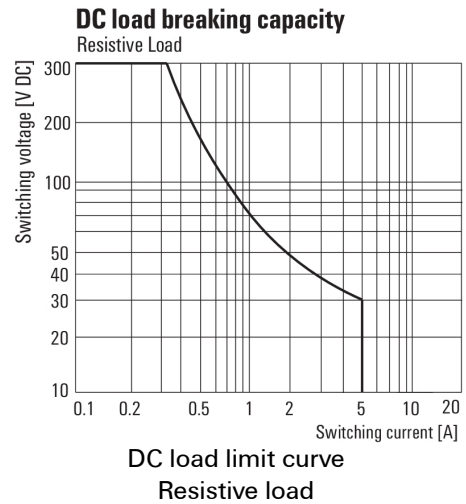
**Weidmüller Interface GmbH & Co. KG**  
Klingenbergstraße 16  
D-32758 Detmold  
Germany  
Fon: +49 5231 1429-0  
Fax: +49 5231 14292083  
www.weidmueller.com

Drawings

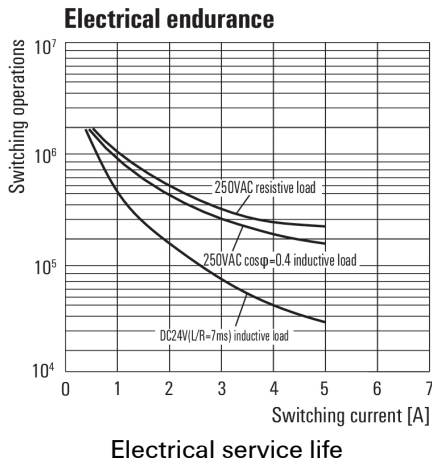
Wiring diagram



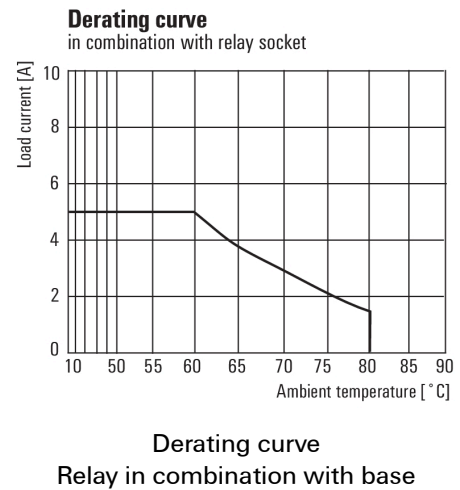
Graph



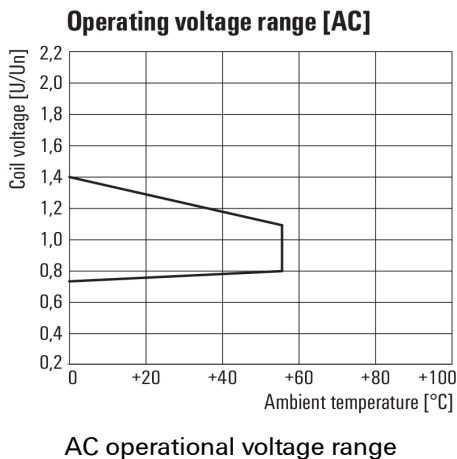
Graph



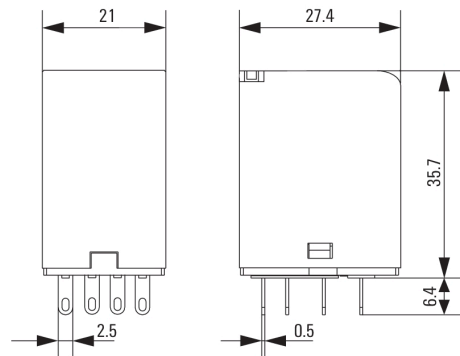
Graph



Graph



Dimensional drawing



**Data sheet**

**D-SERIES DRM  
DRM570548LT**

**Weidmüller Interface GmbH & Co. KG**  
 Klingenbergstraße 16  
 D-32758 Detmold  
 Germany  
 Fon: +49 5231 1429-0  
 Fax: +49 5231 14292083  
 www.weidmueller.com

**Drawings**

**Miscellaneous**

<b>Type code</b>			DRM					
Type	DRM							
Type of construction	570	4 change over contact						
Coil voltage	012	12 V DC	524	24 V AC				
	024	24 V DC	548	48 V AC				
	048	48 V DC	615	115 V AC				
	110	110 V DC	730	230 V AC				
	220	220 V DC						
LED	L (Red for AC coil; green for DC coil)							
Test lever	T (Red for AC coil; green for DC coil)							
Free wheeling diode	D							

Type codes