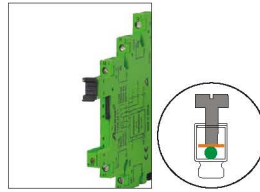
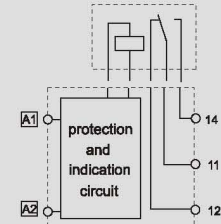
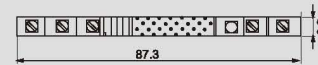
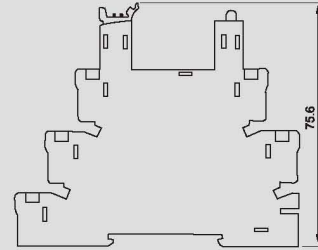


38.51



Outline dimension, Wiring diagram



Specification

Rated load	Current / Voltage	A/VAC	6/300
Dielectric strength	Coil/Contact	V/S	4000
	Between contacts	V/S	2000
External connection wire	AWG/mm ²		20-16/0.5-1.5
Screw torque	Nm		0.5
Terminal protection degree			IP20

Matched relay

Socket Model	A1 A2 INPUT	Relay Model	DIN clip
38.51 6-24V	6-24VAC/DC	6-24VDC	
38.51 48-60V	48-60VAC/DC	48-60VDC	
38.51 110V	110VAC/DC	48VDC	
38.51 230V	230VAC/DC	60VDC	

Notes: The connecting wires can be made due to customer's requirements.

