

Datasheet - ZF 232-11

Foot switch / F 232

Preferred typ



- 2 Contacts
- Metal enclosure
- single-pedal types
- High level of stability
- Cable entry M 20 x 1.5
- Low operating height of pedal
- Also available as safety foot switch

(Minor differences between the printed image and the original product may exist!)

Ordering details


Product type description	ZF 232-11
Article number	101181537
EAN code	4030661326252
eCl@ss	27-37-12-18

Approval

Approval



Global Properties

Product name	F 232
Standards	EN 60947-5-1, DIN VDE 0660-200, BG-GS-ET-15
Compliance with the Directives (Y/N) 	Yes
Suitable for safety functions (Y/N)	No
Materials	
- Material of the housings	Aluminium
- Material of the cover	Aluminium
- Material of the protective shield	Aluminium
- Material of the pedal	Plastic, glass-fibre reinforced thermoplastic
Housing coating	powder-coated
Colouring	
- Enclosure color	RAL 9006 (White aluminum)
Weight	1030 g
Suitable for EMERGENCY-OFF (Y/N)	No

Protection hood (Y/N) No

Mechanical data

Design of electrical connection Screw connection

Cable section

- Min. Cable section
- Max. Cable section 1 x 2.5 mm²

Mechanical life > 1.000.000 operations

notice All indications about the cable section are including the conductor ferrules.

Latching (Y/N) No

Probing possible (Y/N) Yes

Ambient conditions

Ambient temperature

- Min. environmental temperature -25 °C
- Max. environmental temperature +70 °C

Protection type IP IP65 to IEC/EN 60529

Electrical data

Design of control element Normally open contact (NO), Opener (NC)

Switching principle Snap action

Number of shutters 1 piece

Number of openers 1 piece

Rated impulse withstand voltage U_{imp} 6 kV

Rated insulation voltage U_i 500 V

Thermal test current I_{the} 10 A

Utilisation category AC-15: 230 V / 4 A,
DC-13: 24 V / 1 A

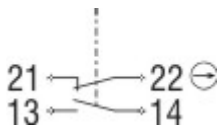
Max. fuse rating 6 A gG D-fuse

Dimensions


Dimensions


- Width 170 mm
- Height 189 mm
- Depth 274 mm


Diagram





Note Diagram

 positive break NC contact

 active

 no active

 Normally-open contact

 Normally-closed contact

Ordering code

(1)F(2) 232-(3)-(4)

(1)

T Slow action

Z Snap action

(2)

without without Protective shield

H with Protective shield

(3)

11 1 Normally open contact (NO) / 1 Opener (NC)

02 2 Opener (NC)

20 2 Normally open contact (NO)

22 2 Normally open contact (NO) / 2 Opener (NC)

04 4 Opener (NC)

40 4 Normally open contact (NO)

(4)

HD 3-phase actuation with pressure point

F with start/stop function

Documents

Operating instructions and Declaration of conformity (da) 259 kB, 07.08.2012

Code: mrl_f232_da

Operating instructions and Declaration of conformity (it) 736 kB, 04.08.2010

Code: mrl_f232_it

Operating instructions and Declaration of conformity (jp) 925 kB, 16.12.2010

Code: mrl_f232_jp

Operating instructions and Declaration of conformity (pl) 278 kB, 01.08.2014

Code: mrl_f232_pl

Operating instructions and Declaration of conformity (fr) 734 kB, 04.08.2010

Code: mrl_f232_fr

Operating instructions and Declaration of conformity (cs) 260 kB, 12.03.2012

Code: mrl_f232_cs

Operating instructions and Declaration of conformity (nl) 740 kB, 04.08.2010

Code: mrl_f232_nl

Operating instructions and Declaration of conformity (pt) 278 kB, 10.07.2012

Code: mrl_f232_pt

Operating instructions and Declaration of conformity (en) 488 kB, 11.05.2010

Code: mrl_f232_en

Operating instructions and Declaration of conformity (de) 819 kB, 20.05.2010

Code: mrl_f232_de

Operating instructions and Declaration of conformity (es) 728 kB, 04.08.2010

Code: mrl_f232_es

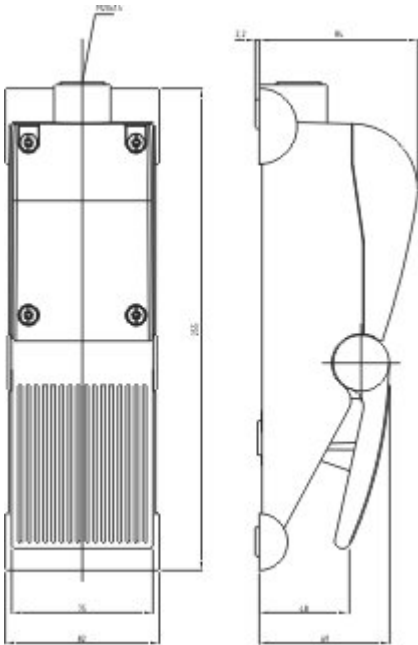
CCC certification (en) 975 kB, 24.05.2016

Code: q_455p02

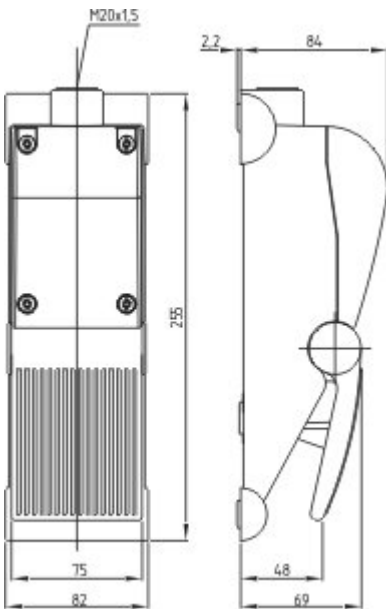
CCC certification (cn) 948 kB, 24.05.2016

Code: q_455p03

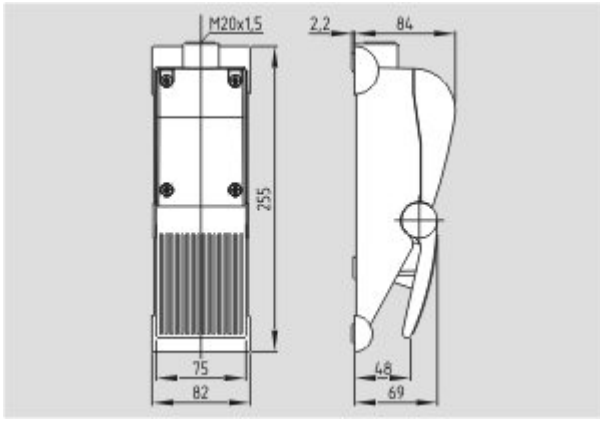
Images



Dimensional drawing (basic component)



Dimensional drawing (basic component)



Dimensional drawing (basic component)

K.A. Schmersal GmbH & Co. KG, Mödinghofe 30, D-42279 Wuppertal

The data and values have been checked thoroughly. Technical modifications and errors excepted.

Generiert am 30.10.2017 - 14:26:48h Kasbase 3.2.7.F.64I