



Save time

**SC 18.x4 easy astron**  
[paladin 170 4x4 easy]

- 1 or 2 channels
- Daily and weekly program
- Astro program
- Economical night program
- Extra switching times
- 56 memory locations
- 10 years battery-reserve
- Exchangeable battery (CR 2032)
- Minimum interval 1 min.
- Switching capacity 16 A per channel
- Permanent by date and time / holiday function
- Manual permanent mode
- Manual override
- Automatic sorting of switching times on readout
- Fully automatic daylight saving time
- Elapsed time and pulse counter
- Easy handling
- Illuminated display
- Security by PIN-Code
- NFC programming

**Further Information / Accessory**

**Accessory: Android App Save`n carry for Smartphones**  
(free Download at Google Play store)



**Application**

**easy** LINE<sup>+</sup>  
...switch easy



**Highlights**

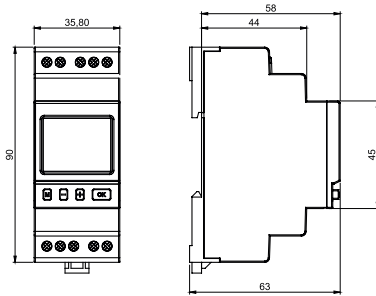
- Astro program
- Complete switching program of the present day at a glance
- Exchangeable battery (CR 2032) with 10 years battery reserve
- Optimized own consumption: only 0.2 W in „standby“ mode
- Large, clear and illuminated display with one text line
- Easy handling
- Quick and intuitive programming
- Can be programmed with supply disconnected
- Unlimited program security by E<sup>2</sup>-PROM
- Programmable with smartphone via NFC (free Android App)

**easy**  
...switch easy

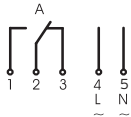
# Digital time switches SC 18.x4 easy *astr*

for DIN-rail mounting [paladin 170 4x4 easy]

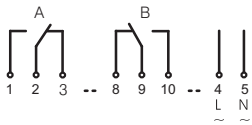
## Technical data





### SC 18.14 easy / paladin 170 414 easy



### SC 18.24 easy / paladin 170 424 easy



<b>Supply voltage</b>	230 V, 50-60 Hz other voltages on request
<b>Power consumption (real power)</b>	0.2–1.0 W (depending on the switching status)
<b>Channel (potential-free)</b>	Change-over
<b>Contact material</b>	AgSnO <sub>2</sub>
<b>Switching capacity per channel</b>	16 A / 250 V~ at cosφ=1 10 A with inductive load cosφ=0.6
<b>Min. switching power</b>	1,000 mW (10 V / 10 mA)
<b>Max. starting current</b>	50 A
<b>Filament Lamp, Halogen Lamp</b>	2,000 W
<b>Fluorescent Lamp uncompensated</b>	1,000 W
<b>Fluorescent Lamp series compensated</b>	1,000 W
<b>Fluorescent Lamp parallel compensated</b>	550 W
<b>LED (230 V~) / CFL</b>	200 W
<b>Switching functions</b>	Astro ON/OFF; Night ON/OFF; Extra ON/OFF; permanent
<b>Memory locations</b>	56
<b>Minimum interval</b>	1 min.
<b>Time base</b>	Quartz
<b>Quartz accuracy (at 20°C)</b>	±0.5 sec./day (Quartz accuracy optimized for typical ambient conditions)
<b>Power back-up (at 20°C)</b>	approx. 10 years (exchangeable battery CR 2032)
<b>Program security</b>	unlimited
<b>Display</b>	illuminated LCD-display
<b>Permitted ambient temperature</b>	–30°...+55°C
<b>Housing</b>	self-extinguishing thermoplastic
<b>Dimensions</b>	45 x 35 x 58 mm
<b>Mounting</b>	35 mm DIN-rail
<b>Type of connection</b>	Screw terminals (pull-up type)
<b>Type of protection</b>	IP 20 to DIN EN 60529
<b>Class of protection</b>	II when installed according to regulations
<b>Mode of operation (DIN EN 60730-1/DIN EN 60730-2-7)</b>	1 BSTU
<b>Degree of contamination (DIN EN 60730-1)</b>	2
<b>Rated surge voltage (DIN EN 60730-1)</b>	4 kV
<b>Accessories (free download)</b>	Programmable with smartphone via NFC (Android App - Save'n Carry)

Order number	Channel	Time base	Special function
SC 18.14 easy  paladin 170 414 easy	1	Quartz	Astro, NFC
SC 18.24 easy  paladin 170 424 easy	2	Quartz	Astro, NFC

 Housing colour